

Video Postcard from your Dream Vacation/Holiday

Because we are all looking forward (tenemos muchas ganas, estamos deseando) to moving around, I thought it would be fun to imagine our dream vacation! After preparing your speech with this worksheet help, you can send me a video postcard from your favourite destination!!!!

Step 1:







Look at the activities below or others. Make a list of things you **like doing** and things you **don't like doing**.

 <p>Swimming</p>	 <p>Playing Soccer</p>	 <p>Playing Tennis</p>
 <p>Hiking</p>	 <p>Painting Pictures</p>	 <p>Dancing</p>
 <p>Reading Books</p>	 <p>Riding Bicycles</p>	 <p>Eating in a Restaurant</p>

I like...	I don't like...

Step 2:

Do you like to be indoors or outdoors? What locations do you like? (Some suggestions.....)

 <p data-bbox="289 1276 553 1306">Indoors or Outdoors</p>	 <p data-bbox="781 1276 919 1306">The Beach</p>	 <p data-bbox="1187 1276 1295 1306">The City</p>
 <p data-bbox="323 1621 521 1650">The Mountains</p>	 <p data-bbox="756 1621 948 1650">The Rainforest</p>	 <p data-bbox="1170 1608 1313 1638">The Desert</p>

I like....

I like to be.....because.....

Step 3:

How do you like to travel?



By Car



By Train




In An Airplane

I like to travel...

Step 4:

Dress in the clothes you would need to wear for your dream vacation.



Step 5:

VOLUNTARY ACTIVITY. Just send me your video postcard, not your writing. I would love listening to you!!! Try to speak without reading!!!!

With an adult, make a short video message from your imaginary destination and send it to me! Be sure to say the things you **like** and **don't like**. This will be your video postcard! Remember my mail address: robertofp@educastur.org

